

Ideo Bus

Local transport |

low-weight + ergonomically + robust



Ideo

low-weight + ergonomically + robust

The IDEO seat is especially created for daily use in urban traffic.

A prominent feature of the IDEO seat is the extremely thin and ergonomically-designed back which provides excellent sitting comfort and ample leg room.

The modular construction of this seat series offers a wide range of options. The seat can be equipped with or without seat-and back cushions.

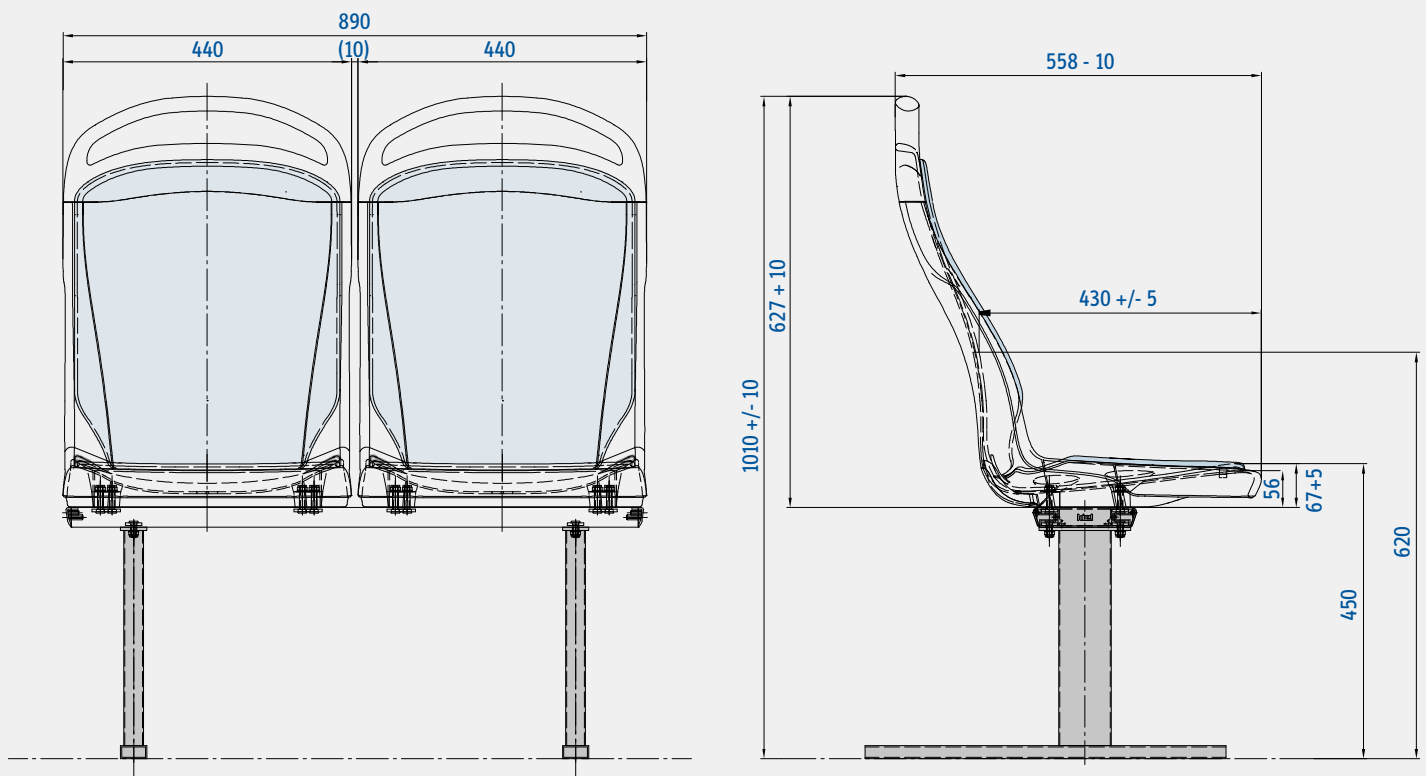


PRODUCT FEATURES AND BENEFITS:

- low weight through the use of weight-optimized material
- ergonomically shaped seat shell
- high modularity through various combination possibilities
- quick-change system of upholstered parts
- Anti vandalism: The robust, solid-colored shell of PA-GF provides high vandalism and graffiti protection. The seat and back cushions are standard fully glued to the fabric and therefore offer a high protection against vandalism. The standard smooth back surface ensures easy removal of graffiti sprays.

Ideo

Dimensions (exemplary)



Ideo

Versions



Without bow-type handle



2-point bow-type handle



3-point bow-type handle




Armrest foldable




Mother-child seat



Back to back seating



Cover with handle



Standard cover


IDEO 10 -
without upholstery

Ideo Versions



IDEO 20 -
with seat cushion



IDEO 30 - with seat- and
backrest cushion

Seat shell colour options



ruby red
RAL 3003



dusty grey
RAL 7037



brilliant blue
RAL 5007



anthracite grey
RAL 7015

Special-purpose solutions on request

- Seats for physically disabled
- Tip-up seat
- Foldable rear bank

Ideo

Product overview

SEAT TYPES

Single seat	<input checked="" type="checkbox"/>
Double seat	<input checked="" type="checkbox"/>
Tip-up seat	<input checked="" type="checkbox"/>
Mother-child seat	<input checked="" type="checkbox"/>
Back to back seating	<input checked="" type="checkbox"/>
Longitudinal seat	<input type="checkbox"/>
Lounge	<input type="checkbox"/>

DIMENSIONS

Single seat width	440 mm
Total seat width	880 mm

SPECIAL VERSIONS

Non-padded	<input checked="" type="checkbox"/>
Semi-padded	<input checked="" type="checkbox"/>
Full-padded	<input checked="" type="checkbox"/>

ACCESSORIES

Bow-type handle	<input checked="" type="checkbox"/>
Grap handle	<input checked="" type="checkbox"/>
Armrest foldable	<input checked="" type="checkbox"/>
Stanchion fitting	<input type="checkbox"/>
Cantilever fixation	<input type="checkbox"/>

ANTIVANDALISM

Cut protection system	<input checked="" type="checkbox"/>
System kiel HR foam	<input checked="" type="checkbox"/>

WEIGHT

Double seat (standard version)	ca. 12 kg
--------------------------------	-----------

compliant with legal requirements: ☒ standard

ECE-R118 ☐ optional